



Golden Arrow Project

*A multi-center, low-sulfidation
epithermal gold–silver system*

Trading

TSX.V: FAIR

Frankfurt: Y4Y

OTCQB: FCHDF

April 10, 2026

Disclaimer & Forward-Looking Statements

Disclaimer - Certain statements contained herein, as well as oral statements that may be made by Richard Redfern QP may constitute “forward-looking statements.” Any reference to a “Historical Resource” contained herein is considered historical in nature and as such is based on prior data and reports prepared by previous property owners. Some of the rock chip and drillhole sample assays presented herein are from historical data that may pre-date NI 43-101. Most of the assays were performed by professional, ISO-certified assaying companies. The historical works mostly were conducted under the supervision of a person who is/was a Qualified Person. All post 2012 rock chip geochemical analyses were performed by certified assay labs. As such, the historical sampling, assaying and QA/QC protocols are not known, and therefore these results must also be seen and interpreted in an historical context. These data are presented here for historical information purposes only. These data have been studied and verified and felt to be appropriate at this early stage of this exploration project by Richard R. Redfern, MSc. and QP, who has written NI 43-101 technical reports on mineral properties. The contents of this presentation, including the historical information contained herein, are for informational purposes only and do not constitute an offer to sell or a solicitation to purchase any securities referred to herein.

Forward looking statements - This presentation includes certain forward-looking statements about future events and/or financial results which are forward looking in nature and subject to risks and uncertainties. Forward-looking statements include without limitation, statements regarding the company’s plans, goals or objectives and future completion of mine feasibility studies, mine development programs, capital and operating costs, production, potential mineralization and reserves, exploration results and future planning and objectives of Fairchild. Forward-looking statements can generally be identified by forward-looking terminology such as “may,” “will,” “expect,” “intend,” “estimate,” “anticipate,” “believe,” or “continues” or the negative thereof or variations thereon or similar terminology. There can be no assurance that such statements will prove to be accurate and actual results and future events could differ materially from those anticipated in such statements. Important factors that could cause actual results to differ materially from expectations include risks associated with mining generally and pre-development stage projects in particular including but not limited to changes in general economic conditions, litigation, legislative, environmental and other judicial, regulatory, technological and operational difficulties, labor relations matters, foreign exchange costs & rates.

Fairchild Gold: Golden Arrow Project

Fairchild Gold is a publicly traded mineral exploration company focused on acquiring and developing high-grade copper and gold assets across North America's most mining-friendly jurisdictions. With a disciplined approach to exploration and strategic partnerships, we're committed to creating sustainable shareholder value through responsible resource development.

Unlocking Nevada's Next Premier Gold-Silver District

Prime Location

South-central Nye County, Nevada, within the historic Golden Arrow Mining District along proven Walker Lake Trends

Proven Geology

Area with documented gold production since the early 1900s, backed by extensive exploration drilling and advanced 3D modeling

Clear Vision

Leveraging existing data and exploration infrastructure to fully realize the Golden Arrow Project's exceptional value potential

Nevada



Carlin Queen

Golden Arrow
0.356 Moz Au
6.68 Moz Ag

Nevada Titan Porphyry Copper System

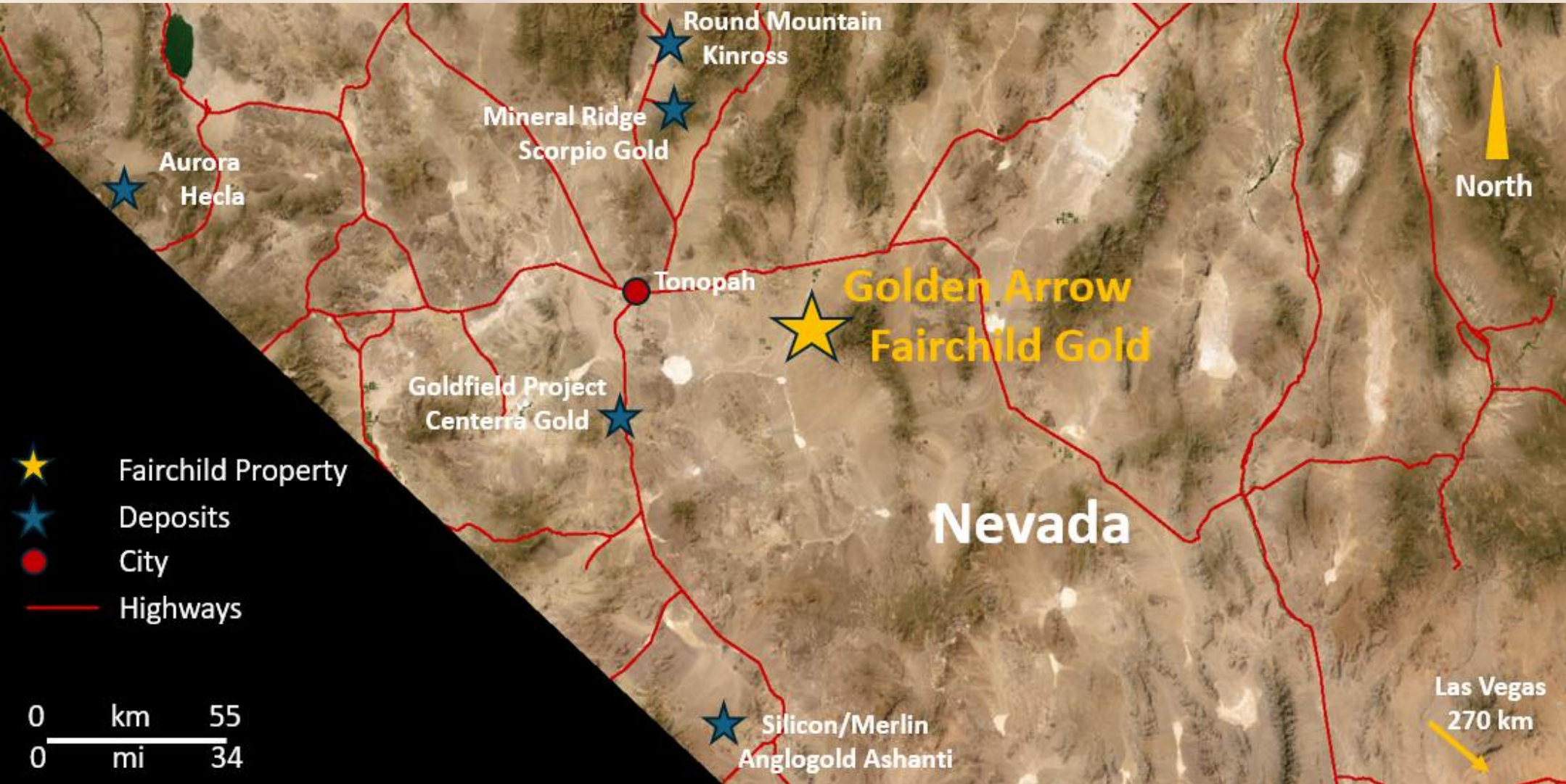
Nevada – Host to Many Rich Mineral Deposits

Walker Lane and Carlin Mineral Belts
60 Moz Au and approximately 221 Moz Ag*
1835 – 2022 production exceeds 210 Moz Au, valued at over \$300 billion.

*Gold ~60 million oz Aggregated from Carlin Trend, Nevada Gold Mines, Cortez; 2024 industry reports

Silver ~221 million oz Byproduct-heavy; Rochester, Hycroft; 2024 disclosures

Project Location



Infrastructure

The Golden Arrow Project is accessible by paved roads with the nearest City of Tonopah 60 km to the west. Proximity to electrical power and water

Equipment

Contractors and supplies are available in Las Vegas, Elko, and Reno.

Resource Status and Reporting Standard

Golden Arrow hosts a NI 43-101–compliant mineral resource estimate, prepared by RESPEC Company LLC (Feb 16/26). The estimate, classified under CIM Definition Standards as Measured, Indicated, and Inferred, uses \$3,000/oz Gold, covers the Gold Coin and Hidden Hill zones based on over 30 years of exploration drilling.

Total Gold & Silver Resources

Measured + Indicated Resources

- 15.37 million short tons
- 296,500 ounces of gold
- 4.36 million ounces of silver
- Ave gold grade: ~0.019 oz/ton
- Ave silver grade: ~0.28 oz/ton

Inferred Resources

- 8.64 million short tons
- 60,000 ounces of gold
- 2.32 million ounces of silver
- Ave gold grade: ~0.007 oz/ton
- Ave silver grade: ~0.27 oz/ton

Total Combined Resources

(All Categories) hosting approx:

- 24.01 million short tons
- ~356,500 ounces of gold
- ~6.68 million ounces of silver

Sensitivity Case Classification	Cutoff Grade oz AuEq/ton	Tonnage Tons	Gold Grade oz Au/ton	Contained Gold oz Au	Silver Grade oz Ag/ton	Contained Silver (oz Ag)
Sensitivity Case at \$3,900/oz Gold						
Measured & Indicated	0.005	16,427,000	0.019	308,000	0.279	4,586,000
Inferred	0.005	11,068,000	0.006	71,000	0.262	2,900,000

Total Drilling Completed, Overall Drilling Inventory / Total documented drill holes: 361
Total drilling completed: ~61,300 meters (201,000 feet)

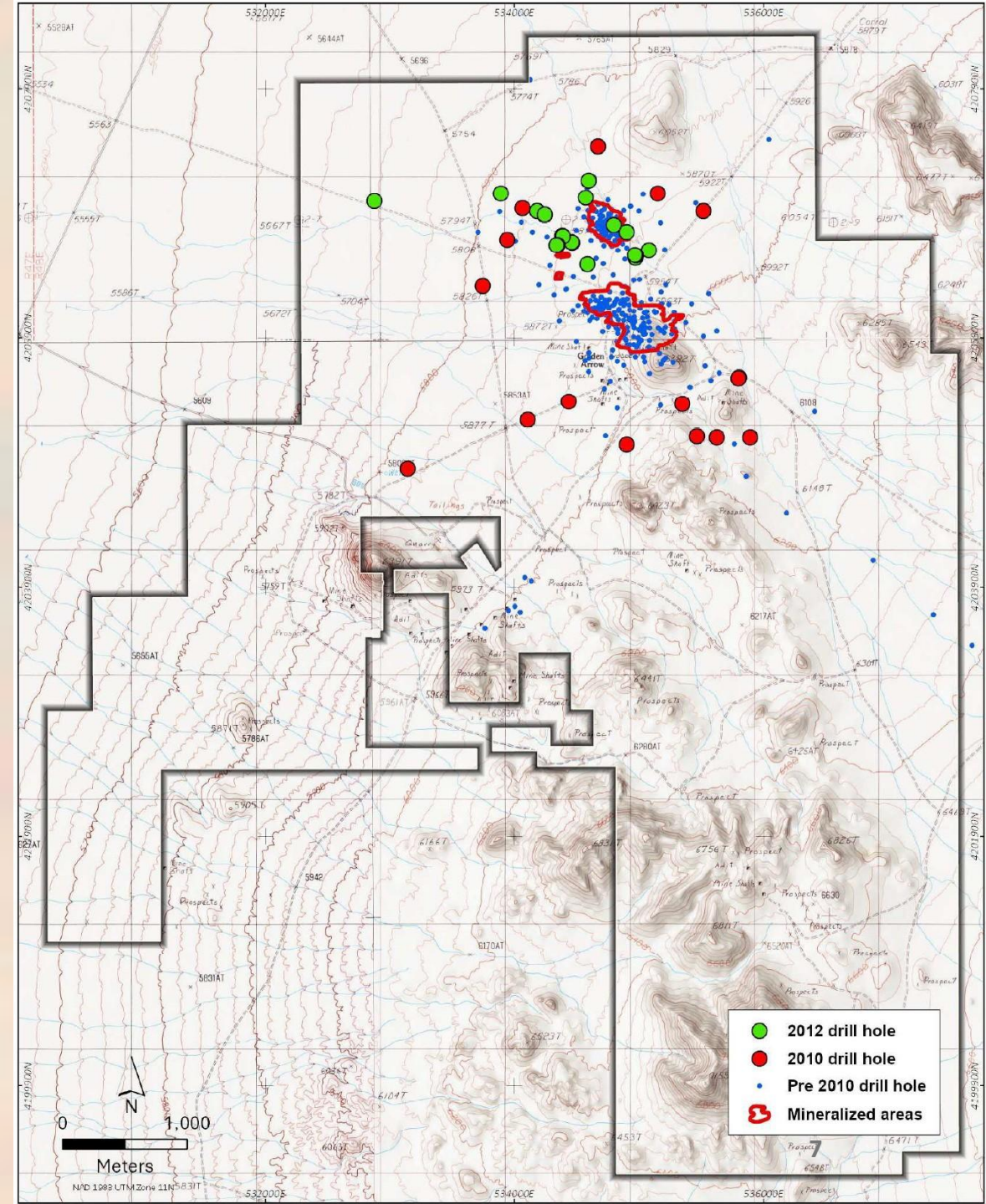
Project Information

The project database includes 361 documented drill holes totaling 201,010 feet (~61,300 meters): 342 reverse circulation (RC) and 19 core (diamond) holes (limited but valuable for geology, structure, and metallurgy). This work, completed over several decades by multiple operators, primarily targeted the Gold Coin and Hidden Hill zones, shallow, oxide-dominant epithermal systems.

The drill map shows color-coded campaigns:

- Blue dots: Pre-2010 drilling
- Red dots: 2010 drilling
- Green dots: 2012 drilling

Pre-2010 drilling is densely clustered around mineralized zones (red outlines). This tight coverage supports the resource model while scattered holes highlight step-out and new discovery potential.

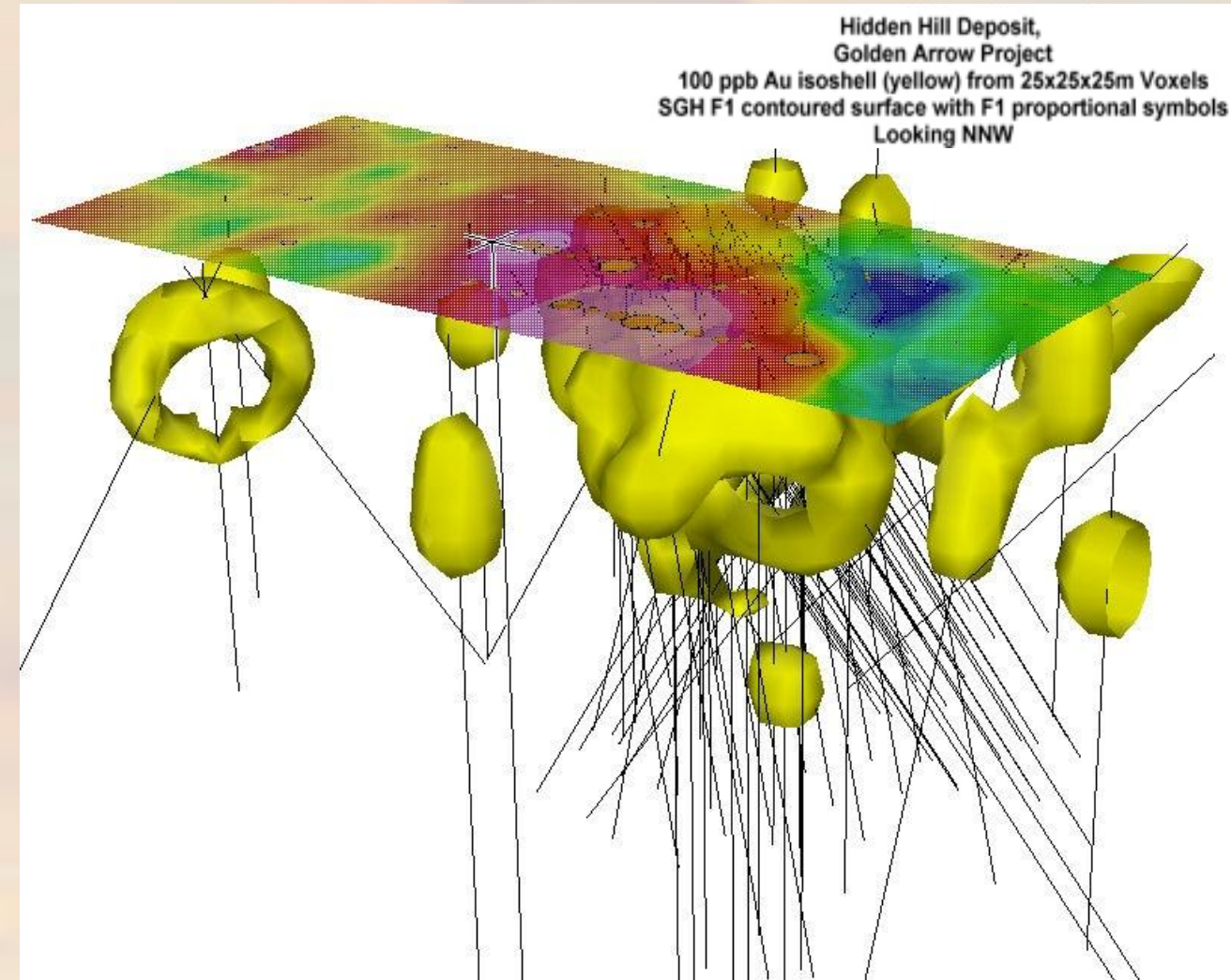


3D Modelling – Hidden Hill Deposit

What the 3D model shows

- A yellow 100 ppb Au isoshell outlines the mineralized volume at Hidden Hill.
- View looking NNW highlights the roughly circular to elongated deposit shape.
- Black drill traces intersect the isoshell, showing historical drilling through the mineralized zone.
- F1 symbols (SGH data) mark hydrocarbon anomalies that align with gold mineralization, indicating fluid pathways.
- The isoshell sits within a colored geophysical/topographic slice showing structural and alteration context.

The model illustrates a near-vertical to moderately dipping mineralized body within volcanoclastic sediments, close to the andesite contact, influenced by the latite intrusion and local faults.



Geology of Economic Mineralization

Core Economic Concept

Golden Arrow is understood economically as a near-surface, bulk-tonnage, low-grade gold–silver epithermal deposit where value is driven by scale, metallurgy, and low mining costs, rather than by isolated high-grade veins. This mineralization style is well suited to large-scale, low-capital development models commonly used for Nevada oxide gold-silver projects.

This deposit is not modeled as a traditional underground, high-grade system. Its economic potential rests on: Open-pit mining / Heap-leach processing of oxide material / Low strip ratios / Favorable jurisdiction and infrastructure (Nevada)

Style of Economic Mineralization that contributes to economic value occurs as:

- Disseminated gold and silver within volcanoclastic and volcanic host rocks
- Stockwork veinlets associated with fault zones
- Broad mineralized envelopes rather than narrow veins
- Grades drilled to date are modest per-ton basis but are:
 - Good lateral continuity
 - Near surface
 - Amenable to low-cost extraction

Project Geology

The project is underlain by a heterogeneous volcanic sequence:

Oldest exposed

Andesite flows, andesitic volcanic breccia, and epiclastic/volcaniclastic sedimentary rocks.

Overlying

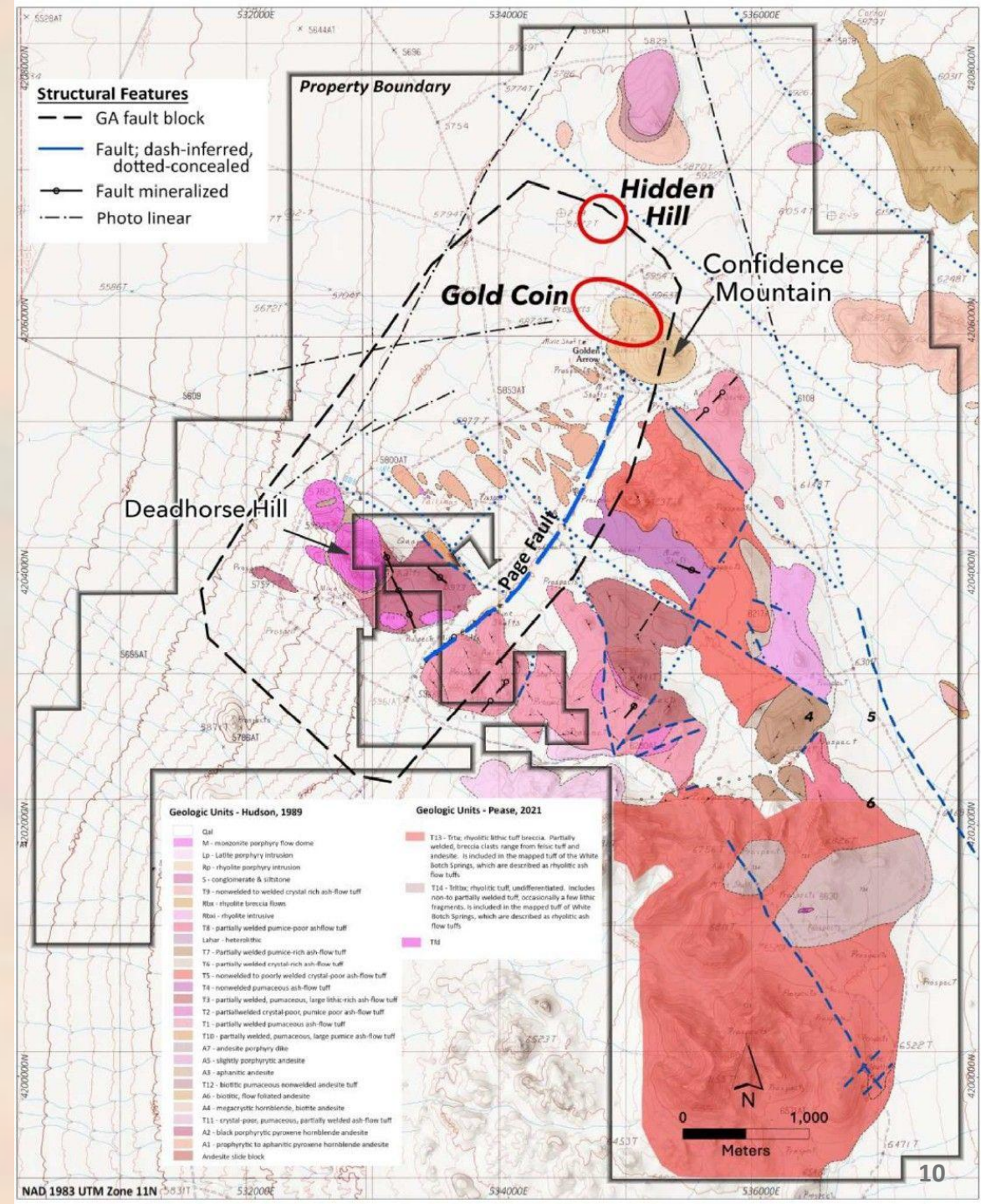
Thick welded rhyolitic ash-flow tuffs (main caldera stage)

Intrusives

Rhyolite and latite (porphyry) intrusions/domes along caldera-margin faults; a key latite intrusive is linked to Hidden Hill mineralization (provides heat/fluids)

Later units

Post-mineral dacite-andesite tuffs/flows; rhyolitic maar volcaniclastic sediments; Quaternary alluvium/colluvium (shallow cover over much of the resource areas)

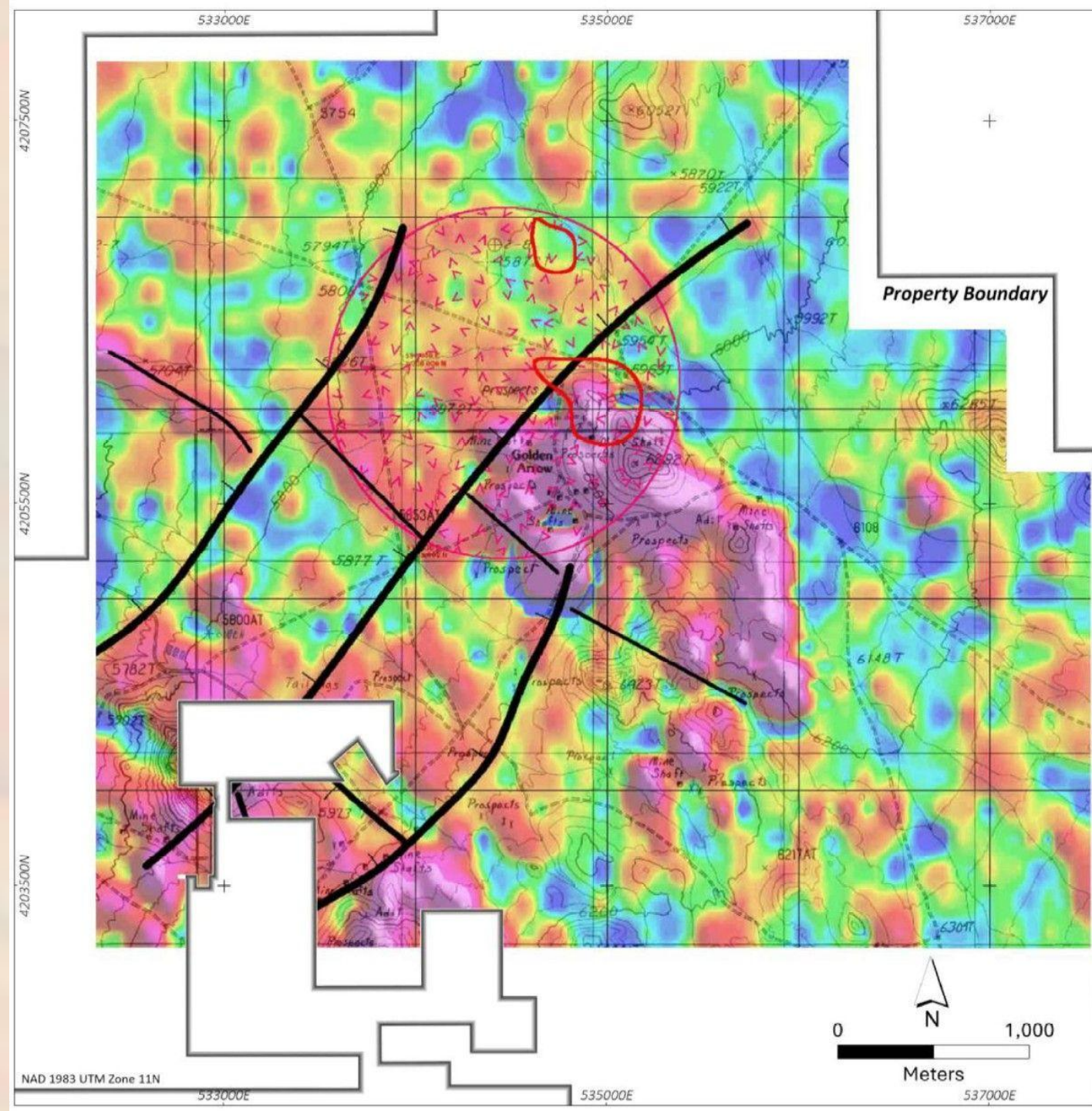


Project Geophysics

Geophysics has been integral to drilling success: magnetic and gravity data led to the Hidden Hill discovery, while IP/resistivity anomalies drilled by Animas and Nevada Sunrise defined resources and step-outs.

A circular anomaly seen across multiple datasets remains largely untested and may represent a concealed intrusion or alteration center.

Integrated geophysical, geological, and geochemical data indicate a structurally controlled system (Page Fault, NW trends, fault block margins) with potential for additional centers beyond current pit resources.



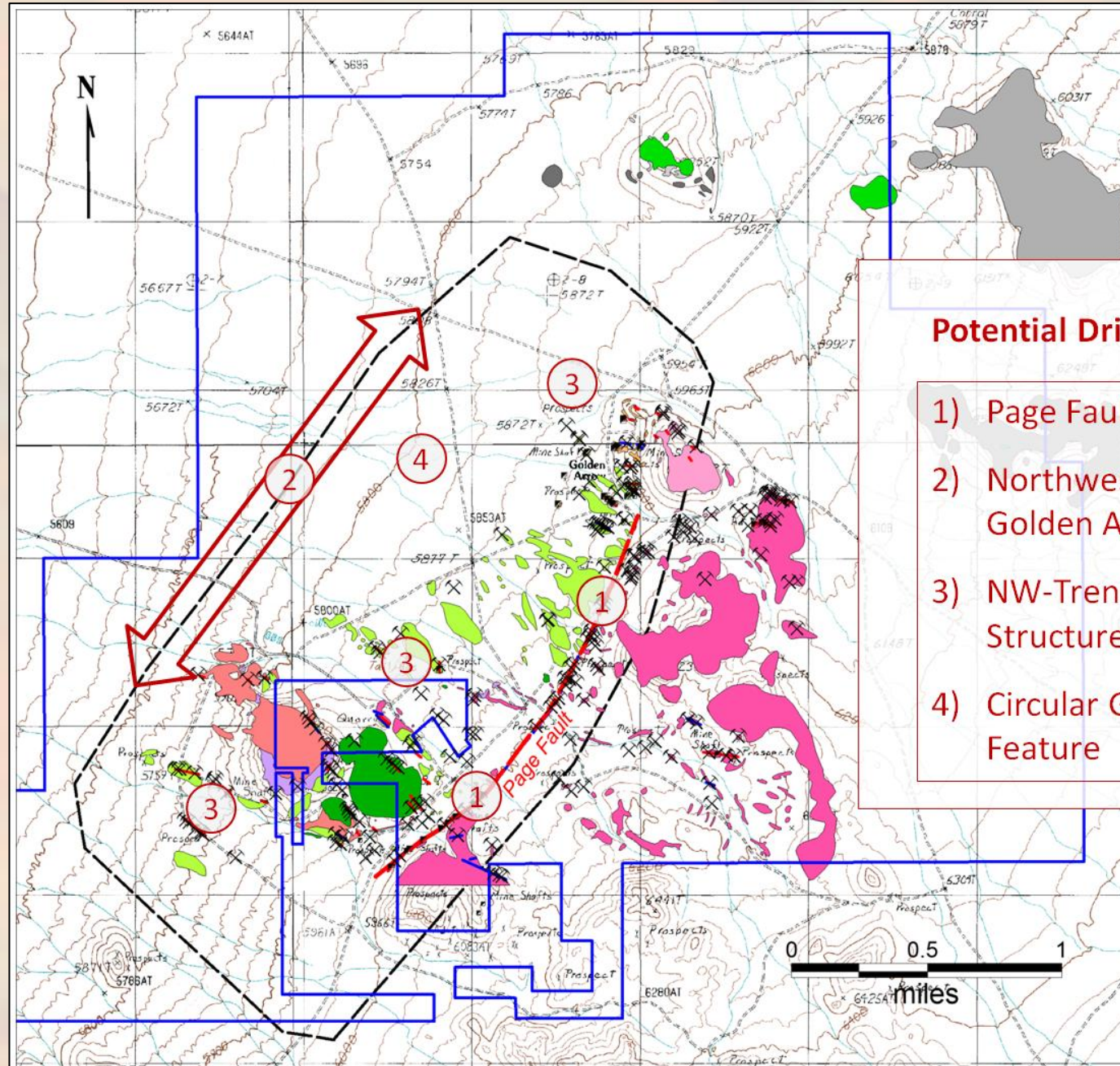
Exploration Focus

The exploration strategy at Golden Arrow is designed to expand and upgrade existing gold–silver resources while discovering additional mineralized centers within a large, underexplored land package. The project is not an early-stage grassroots play; rather, it is a resource-stage epithermal gold–silver system with district-scale upside.

The core focus is twofold:

Resource growth and confidence improvement at known deposits

Discovery of new mineralized gold–silver zones using modern geological and structural targeting



Potential Drilling Targets

- 1) Page Fault Zone
- 2) Northwest Edge of Golden Arrow Block
- 3) NW-Trending Structures
- 4) Circular Geophysical Feature

Summary

Golden Arrow is an advanced-stage, near-surface oxide gold-silver project in Nevada, with NI 43-101 resources totaling about 356,000 oz of gold and 6.68 Moz Silver. The project benefits from extensive drilling, favorable heap-leach metallurgy, low technical and jurisdictional risk, and strong expansion potential through resource growth and district-scale exploration along the Walker Lane trend. Mixed oxide-sulfide mineralization at depth, including around high-grade epithermal gold-silver veins, offers additional resource upside.

Development Thesis

- Bulk-tonnage, low-cost Nevada oxide gold project
- Economics driven by:
 - Scale
 - Low strip ratio
 - Heap-leach processing
- Clear path to:
 - Resource expansion
 - Resource upgrading
 - Preliminary Economic Assessment (PEA)

Strategic Appeal

- Established resource base in Nevada
- Permitting-friendly jurisdiction
- Significant exploration upside
- Attractive as:
 - Standalone heap-leach Au-Ag development
 - Strategic acquisition target for regional operators

Golden Arrow - Transaction Highlights

Definitive Agreement signed March 23/26 to acquire a 100% interest in the Golden Arrow Project from Emergent Metals Corp.

Consideration - Combination of **Cash Payments**:

- US\$250,000 paid on execution of MOU (non-refundable)
- US\$350,000 payable upon TSX Venture approval

Shares Issuance: 12.5 MM common shares issued to Emergent Metals upon regulatory & Exchange approval.

Sr. Secured Note Issuance (subject to TSX.V approval)

Non-convertible note - face value US\$3.5 million.

Interest: 8.5% P.A., payable semi-annually, in arrears.

Maturity date: March 23/31

Early Repayment Bonus

- If Fairchild repays at least US\$500,000 at closing of a financing of more than US\$3.0 MM financing, and repays at least US\$2.5 MM plus accrued interest by Sept 23/26, Emergent will waive US\$500,000 of principal.



Golden Arrow – Transaction Highlights (...cont)

Sr. Secured Note Repayable at Fairchild’s discretion.

- Increases to US\$4.0 MM if redeemed between year 3 & 4
- Increases to US\$5.0 MM if redeemed between year 4 & 5
- No interest accrues on a step-up amount before its effective date; interest applies only to unpaid balances.
- The Note is secured solely by the Golden Arrow Project and not by any other assets of Fairchild.

Granting of a Net Smelter Return (NSR) Royalty:

- 0.5% NSR royalty granted to Emergent Metals Corp.

NSR Buyback Option – based on anniversary of the Definitive Agreement:

- US\$1.0 MM buyback if exercised prior to the 4th anniversary.
- US\$1.5 MM buyback if exercised between the 4th and 7th anniversary.
- Buyback rights expire after the the 7th anniversary.

Existing Obligations Assumed

- \$8,333 annual advance royalty plus 1% NSR
- 6 unpatented claims
- \$25,000 annual advance royalty plus 3% NSR
- 185 unpatented claims
- 1% NSR - 17 patented claims

Disinterested Shareholder Approval

- Fairchild will seek written consent from disinterested shareholders holding over 50% of its outstanding common shares – requirement of TSX.V

Quality Assurance / Quality Control (QA/QC)

Fairchild Gold Corporation implements a comprehensive QA/QC program. Field samples were collected as selected grab samples from mine exposures, surface outcrops, and washes, sealed in heavy-duty bags, and transported under chain-of-custody to accredited laboratories. Certified reference materials (OREAS and CDN standards), blanks, and duplicate samples were inserted at regular intervals. Laboratory QA/QC checks included internal duplicates, blanks, and certified standards, confirming accuracy within acceptable ranges. Previous work conducted prior to Fairchild Gold Corp. was nearly all conducted by professional mining and exploration companies that followed procedures compliant with NI43-101 specifications.

Analytical Methods and Laboratory Information

Analyses were conducted at two independent ISO/IEC 17025 accredited facilities:

- **Activation Laboratories Ltd. (Actlabs), Ancaster, Ontario, Canada:** 49 rock samples were analyzed using multi-element ICP-OES and ICP-MS following 4-acid total digestion, INAA (Instrumental Neutron Activation Analysis), and 30 g fire assay for Au, Pt, and Pd (Report A25-07186).
- **ALS USA Inc., Reno, Nevada, and ALS Global, North Vancouver, Canada:** 116 rock samples were analyzed using the ME-MS61 package (48-element four-acid ICP-MS), with Au determined by 30 g fire assay and ICP-AES finish, and ore-grade elements (Cu, Pb, Zn, Ag) assayed where ICP-MS exceeded detection limits (Certificate RE25165105).

Sample preparation included crushing to 70% passing <2 mm, rotary splitting, and pulverization to 85% passing 75 µm. Both laboratories are independent of Fairchild Gold Corporation and have no relationship with the issuer other than providing analytical services.



For More Information

866-497-0284

info@fairchildgold.com

www.fairchildgold.com

